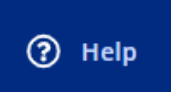


My Progress

The following information is a quick reference guide. Detailed information is now available within Self-Service by clicking on the  button at the top right of each screen within Self-Service.



Sign in with your organizational account

Sign in

[Activate Your Account](#), [Change Password](#), [Account Recovery](#)

Log on to MyMoreheadState.edu, then click Self-Service Link





Student Planning

Here you can search for courses, plan your terms, and schedule & register your course sections.

Select the Student Planning tile.

Steps to Getting Started

There are many options to help you plan your courses and earn your degree. Here are 2 steps to get...

Search for courses...



1



View Your Progress

Start by going to My Progress to see your academic progress in your degree and search for courses.

[Go to My Progress](#)

2




Plan your Degree & Register for Classes


Next, take a look at your plan to see what you've accomplished and register your remaining classes toward your degree.

[Go to Plan & Schedule](#)

From the Student Planning, select **Go to My Progress**

My Progress Search for courses... 


< > Early Elementary P-5 Area Bachelor of Arts
 (1 of 1 programs)
 View a New Program Load Sample Course Plan

At a Glance  Print

Cumulative GPA:
Institution GPA:
Degree:
Majors:
Departments:
Catalog:
Anticipated Completion Date:
Academic Level Standing:

Description
 Early Elementary P-5 Area

Program Notes
[Show Program Notes](#)

Requirements [Collapse All](#) 

General Educ Level 1 - Core

Complete the following item. ▲ 0 of 1 Completed. [Hide Details](#)

A. LEVEL 1 - CORE

Complete the following:

Complete all of the following items. ▲ 0 of 5 Completed. [Hide Details](#)

1.
FYS 101/101E ▲ 0 of 3 Credits Completed. [Hide Details](#)

| Status | Course | Search | Grade | Term | Credits |
|---------------|--|--------|-------|------|---------|
| ⓘ Not Started | FYS-101 First Year Seminar | | | | |

Progress Towards This Degree shows the number of credits completed toward meeting their degree requirements. It does not include planned or in-progress courses.

You can add a course to your plan by clicking on the search button for that particular course. Example, click the **Search** button to plan FYS 101.

Search for Courses and Course Sections

[Back to Plan & Schedule](#)

Search for courses...

Filter Results Hide

View All Sections

Filters Applied: None

Availability

- Open and Waitlisted Sections
- Open Sections Only

Subjects

FYS-101 First Year Seminar (3 Credits) Add Course to Plan

The intent of this course is to establish the expectations of life in an academic setting and as a local, national and global citizen. The foundations of communication and intellectual skills will be introduced in this course. These skills will be built through the interdisciplinary exploration of a common regional, national or global theme. This course will include a common reading assignment designed to provide a common introduction to academic life at Morehead State University. This course satisfies the core requirement for general education.

To add FYS 101 to your plan, click on the Add Course to Plan.

Course Details

FYS-101 First Year Seminar

The intent of this course is to establish the expectations of life in an academic setting and as a local, national and global citizen. The foundations of communication and intellectual skills will be introduced in this course. These skills will be built through the interdisciplinary exploration of a common regional, national or global theme. This course will include a common reading assignment designed to provide a common introduction to academic life at Morehead State University. This course satisfies the core requirement for general education.

Credits 3

Locations Offered TBD

Requisites

One of the following: 1. ACT Reading score of 20 or higher 2. SAT Reading score of 24 or higher 3. KYOTE Reading score of 20 or higher 4. Accuplacer Reading score 250 or higher 5. GED College Readiness Language Arts score of 165 or higher - Must be completed prior to taking this course.

Term Select a term...

Close Add Course to Plan

A dialog box will appear after selecting Add Course to Plan. Select the term from the Select a term drop down box to choose the term you want to plan each course.

The screenshot shows a web interface for student planning. At the top left, there are navigation links for 'Academics' and 'Student Planning', with 'Student Planning' circled in red. Below 'Student Planning' is a dropdown menu with 'Planning Overview' and 'Plan & Schedule', the latter of which is also circled in red. To the right of the navigation is a search bar labeled 'Search for courses...'. Below the navigation is a breadcrumb trail: 'My P' > 'My Progress' > 'My Progress'. There are two buttons: 'View a New Program' and 'Load Sample Course Plan'. On the left, under 'At a Glance', there is a list of fields: 'Cumulative GPA:', 'Institution GPA:', 'Degree:', 'Majors:', 'Departments:', 'Catalog:', 'Anticipated Completion Date:', and 'Academic Level Standing:'. A large black redaction box covers the values for these fields. On the right, there is a blue information box with a white 'i' icon and the text 'Program Completion must be verified by the Registrar.' Below this is a progress bar labeled 'Progress Towards This Degree' with a green segment on the left.

Once all courses have been planned, click on **Student Planning** >> **Plan & Schedule** to go to the Student Planning screen.



Schedule

Timeline

Advising

Petitions & Waivers

Add a Term

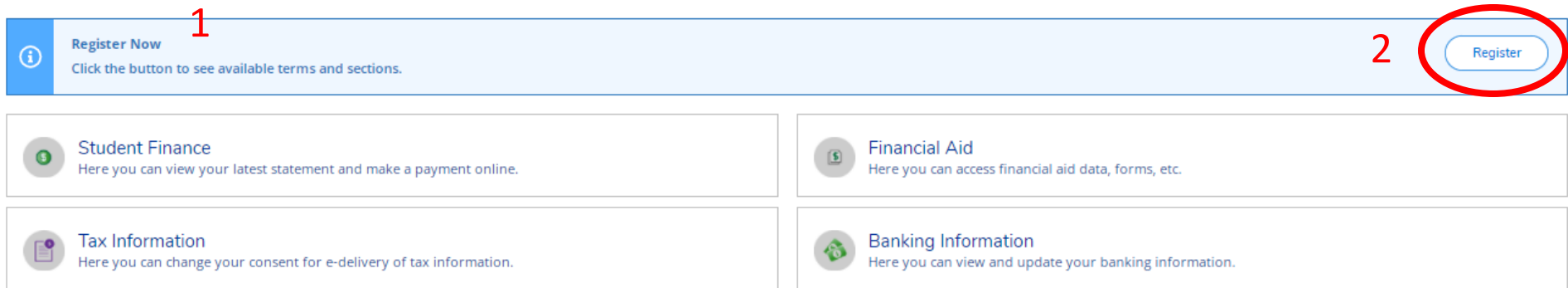
Remove Planned Courses

| Spring Term 2022 | Maymester 2022 | Fall Semester 2022 | Spring Semester 2023 | Fall 2023 | Spring 2024 |
|--|---|---|--|---|---|
| Placeholder PYS 101 or 101E Credits: 3 Credits | Placeholder English 200 or Hon 200 Credits: 3 credits | Placeholder Humanities - Knowledge Credits: 3 credits | Placeholder SBS - Ethics and Civil Engagement Credits: | EDEE-327: LE & Mat Young Readers Credits: 3 Credits | EDEE-321: Teac Gr Credits: 3 Credits |
| Placeholder General Education Math P-5 Credits: 3 or 4 credits | BIOL-110: Inquiry Biology for Teachers Credits: 3 Credits | ART-121: School Art I Credits: 3 Credits | EDEE-305: Learn Theo & Prac Ea Credits: 3 Credits | EDEL-302: Integr Tech in Classroom Credits: 3 Credits | EDUC-482: Clas Assess Credits: 3 Credits |
| SCI-111: Inq Phys Sci Tchrs Credits: 3 Credits | Take BIOL-110L - Must be taken at the same time as this course. | ESS-112: Inq Earth Systems Sci Tchrs Credits: 3 Credits | EDSP-230: Ed Except Child Credits: 3 Credits | EDEM-330: Foundations of Reading Credits: 3 Credits | GEO-300: Work Credits: 3 Credits |
| Take SCI-111L - Must be taken at the same time as this course. | MATH-231: Math Elem Tch I Credits: 3 Credits | ESS-112L: Inq Earth Sys Sci Tch Lab Credits: 0 Credits | HST-261: American History Since 1865 Credits: 3 Credits | EDSP-367: Educ Assess Except Stud Credits: 3 Credits | HLTH-301: Hltg Elem Credits: 3 Credits |
| MATH-231L: Math Elem Tch I Lab Credits: 0 Credits | MATH-232: Math Elem Tch II Credits: 3 Credits | MATH-232: Math Elem Tch II Credits: 3 Credits | MATH-330: Geometry for Teach (P-9) Credits: 3 Credits | MUSE-222: Music for Elementary Teachers Credits: 3 Credits | HLTH-301: Hltg Elem Credits: 3 Credits |
| 3 Planned Credits | 9 Planned Credits | 9 Planned Credits | 12 Planned Credits | 15 Planned Credits | |

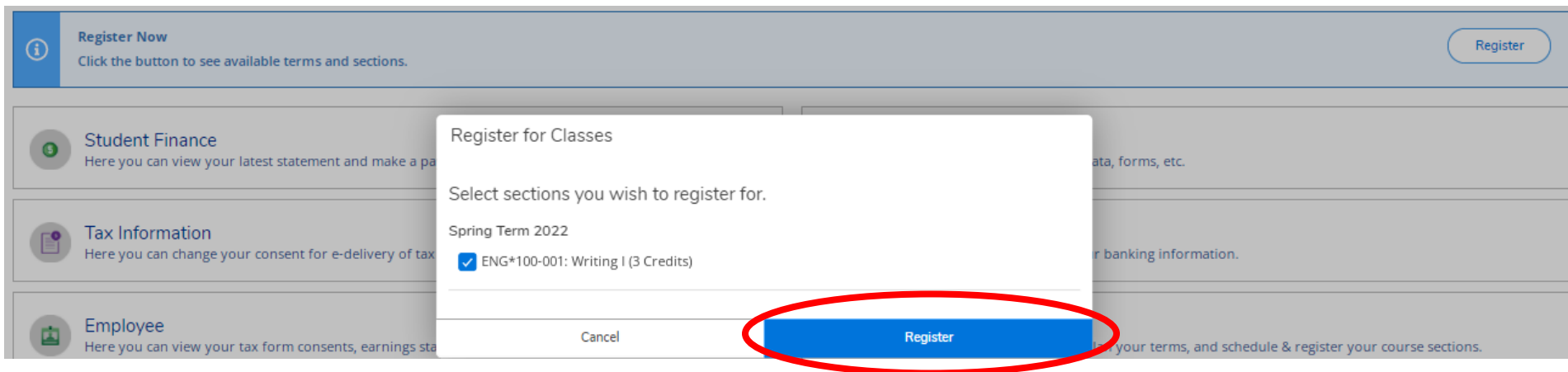
- 1** From Plan you Degree and Schedule your courses, select **Timeline** to see all of your planned courses by semester or term. You can drag courses to different semesters to change your plan from the Timeline view.
- 2** If you want to remove a course from your plan, click on the **X** next to the course.
- 3** If you want to remove all courses from your plan, click on the Remove Planned Courses button.

The screenshot shows a web interface for a course schedule. At the top, there are four tabs: 'Schedule', 'Timeline', 'Advising', and 'Petitions & Waivers'. The 'Schedule' tab is circled in red. Below the tabs, there are navigation arrows and the text 'Maymester 2022' with a plus sign. A 'Filter Sections' button and a 'Save to iCal' button are also visible. The main content area displays two course entries. The first entry is 'BIOL-110: Inquiry Biology for Teachers' with a close button. Below it is a yellow warning box with a triangle icon and the text 'Take BIOL*110L - Must be taken at the same time as this course.'. Below the warning box is a blue link 'View other sections' which is circled in red. The second entry is 'MATH-231: Math Elem Tch I' with a close button and a 'View other sections' link below it.

*When the course schedule is released, go to **Schedule** in Plan & Schedule and add sections for each of your planned courses using the View other sections option. Once you have added sections for each course all you need to do is wait until it is your time to register.*



- 1 When it's your time to register, log on to Self-Service and a **Register Now** option will appear at the top of the screen. Register Now allows you to register all planned courses for available terms.
- 2 Simply click on the Register button.



Select the checkbox next to each course you want to add to your schedule. Once you have selected all courses, click on the **Register** button to complete the process.