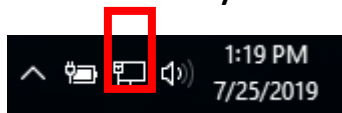
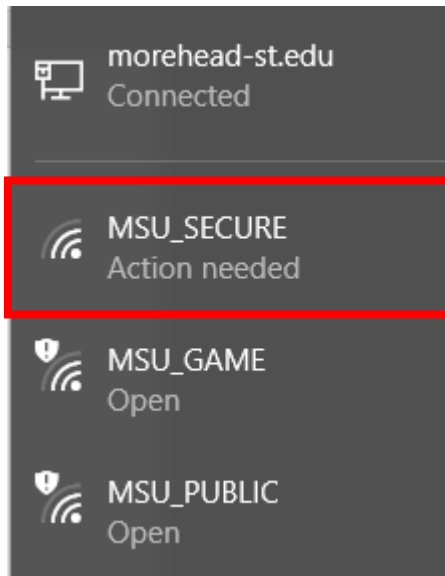


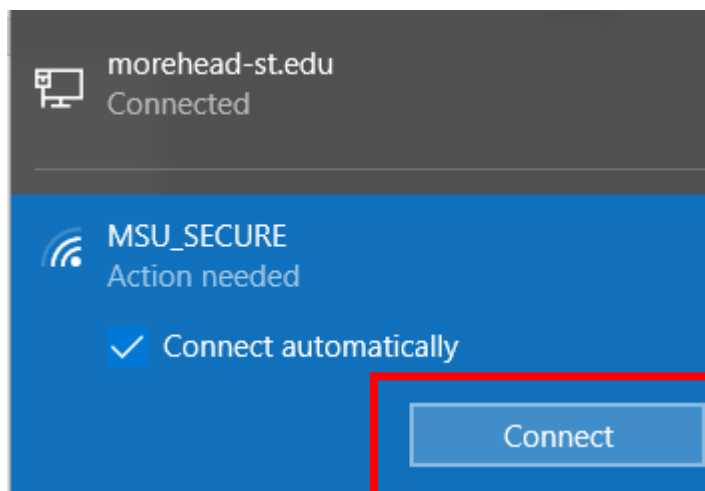
From the system tray, click the internet connections icon



Click MSU_SECURE from the list of available networks.



Click Connect

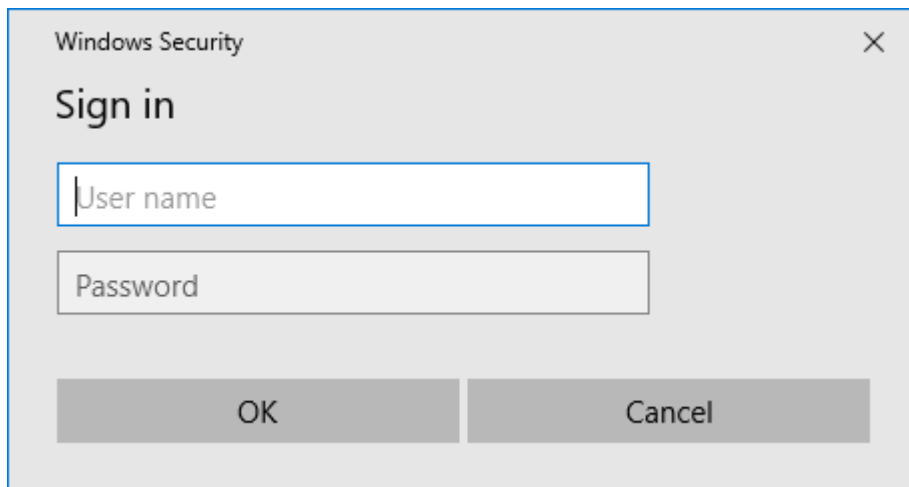


Enter your MSU credentials:

User name is campus\m0123456 format

Password is your EaglePass

Click OK when finished.



A screenshot of a Windows Security dialog box titled "Sign in". The dialog box has a light gray background and a blue border. At the top left, it says "Windows Security" and at the top right, there is a close button (X). Below the title, the text "Sign in" is displayed. There are two input fields: the first is labeled "User name" and the second is labeled "Password". At the bottom, there are two buttons: "OK" and "Cancel".