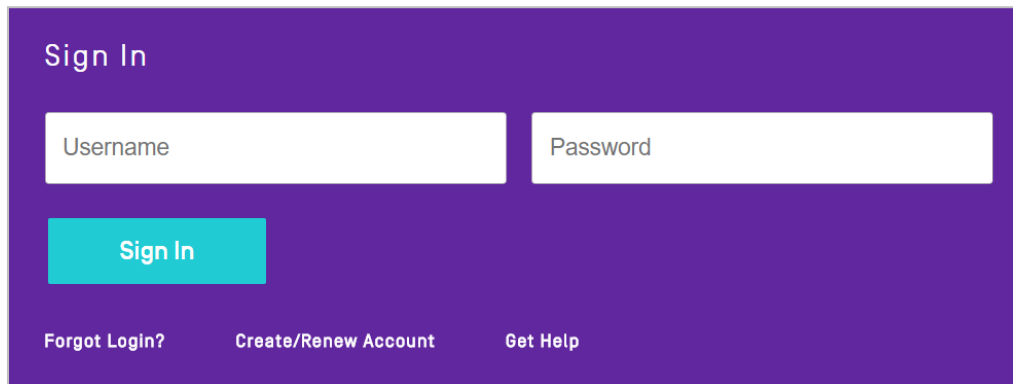


Quick-Start Guide:
Authors – Child
Development
Practicum
Application

Accessing Your DRF Program(s)

To begin, go to login.taskstream.com and log in using your assigned username and password.



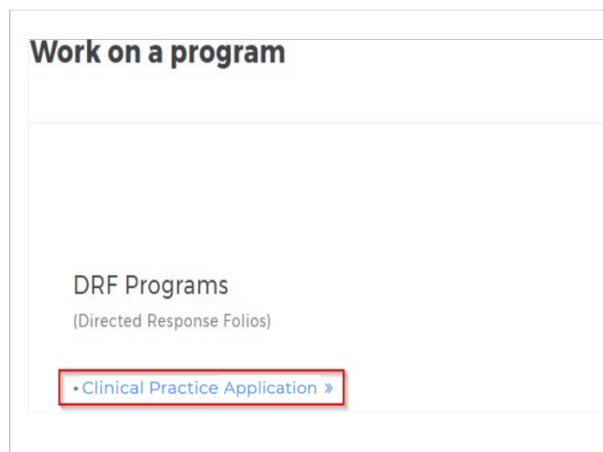
Sign In

Username Password

Sign In

[Forgot Login?](#) [Create/Renew Account](#) [Get Help](#)

To access your Directed Response Folio (DRF), click the name of the DRF program from the home page.



You will see the structure of your Directed Response Folio (DRF) in the left frame. There is only one section in this DRF, the Child Development Practicum Application Form.

Clinical Practice Application

Template: Clinical Practice Application

Work

Scores/Results

Options

VIEW AS FOLIO

EXPAND ALL COLLAPSE ALL

General Information

Clinical Practice Application

Clinical Practice Application Form

Welcome to the Clinical Practice Application program

Getting Started with Programs

If this is your first time working within DRF programs, you may wish to view or print our [Getting Started Guide](#) or call Mentoring Services at 1.800.311.5656 for help starting your work.

Program Links

• [Overview](#)

More Help

In the DRF program, add work to your DRF (Directed Response Folio) in the Work tab. View evaluation results in the Scores/Results tab, and find other options (like e-mailing and publishing options) in the Options tab.

- [More about DRF programs](#)
- [More about how to add content](#)
- [More about Program Options](#)

Click the Child Development Application Form. The content of this section will be displayed in the right frame area. No directions are included, as they are included on the form itself. If you would like to see the rubric being used to evaluate your work, click the Evaluation Method link for that requirement. For the application, the Child Development Practicum Application Form will be used for evaluation.

EXPAND ALL COLLAPSE ALL Add: Form

General Information

Clinical Practice Application

Clinical Practice Application Form

Clinical Practice Application Form

Help on this Page

Print

DIRECTIONS
No directions added

EVALUATION METHOD
A form is used in this Evaluation .
Name of form : Clinical Practice Application Review [View form]
Final scoring method : Evaluator marks as "Meets Requirement/Does not Meet Requirement"

FORM : CLINICAL PRACTICE APPLICATION Edit

Please complete this form as part of this requirement .

If you need to complete a form, click the **Complete This Form** link.

FORM: DISPOSITIONS ASSESSMENT Edit

Please complete this form as part of this requirement.

Complete all portions of the form as indicated.

Respond to form Clinical Practice Application for Clinical Practice Application Form

DIRECTIONS

EVALUATION METHOD

CANCEL CHECK SPELLING PRINT SAVE DRAFT SAVE AND RETURN

Response is required

Personal Information

MSU ID Number Save Draft
(Max chars : 50) 0 Count

Mailing Address Save Draft
(Max chars : 20,000) 0 Count

Phone Number Save Draft
(Max chars : 20,000) 0 Count

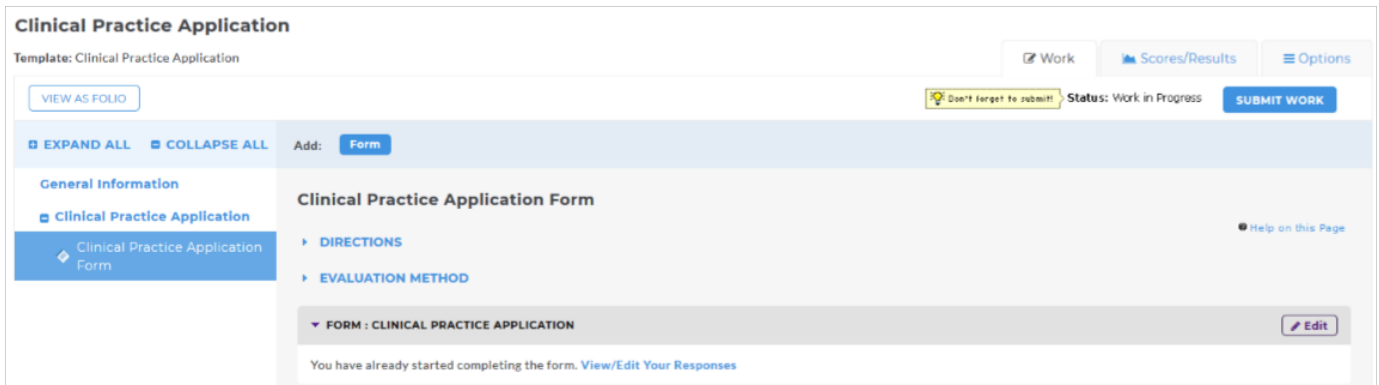
Email Address Save Draft
(Max chars : 20,000) 0 Count

BACK TO TOP

After all portions are complete, click the **Save and Return** button at the bottom of the form.

Submitting a Requirement to Your Evaluator

Click the **Submit Work** button from the top of the Work tab.



The screenshot shows the 'Clinical Practice Application' form interface. At the top, there are tabs for 'Work', 'Scores/Results', and 'Options'. Below the tabs, there is a 'VIEW AS FOLIO' button and a 'Don't forget to submit!' warning. The status is 'Work in Progress' and there is a 'SUBMIT WORK' button. The left sidebar shows a navigation menu with 'General Information' and 'Clinical Practice Application' sections. The main content area is titled 'Clinical Practice Application Form' and includes sections for 'DIRECTIONS' and 'EVALUATION METHOD'. A 'FORM : CLINICAL PRACTICE APPLICATION' section is expanded, showing a message: 'You have already started completing the form. View/Edit Your Responses' and an 'Edit' button.

Follow the instructions on the screen to submit your assignment and add comments, as necessary.

Are you sure you want to submit Clinical Practice Application for Evaluation?

Your work will be locked and no further edits will be possible .

⚠ Important : Because all of the requirements in this category , "Clinical Practice Application", are being evaluated at one time, by submitting, you are submitting *all* of the requirements in this category .

You are submitting: Clinical Practice Application Form

Add optional comments for your evaluator

CANCEL

CHECK SPELLING

YES - SUBMIT MY WORK